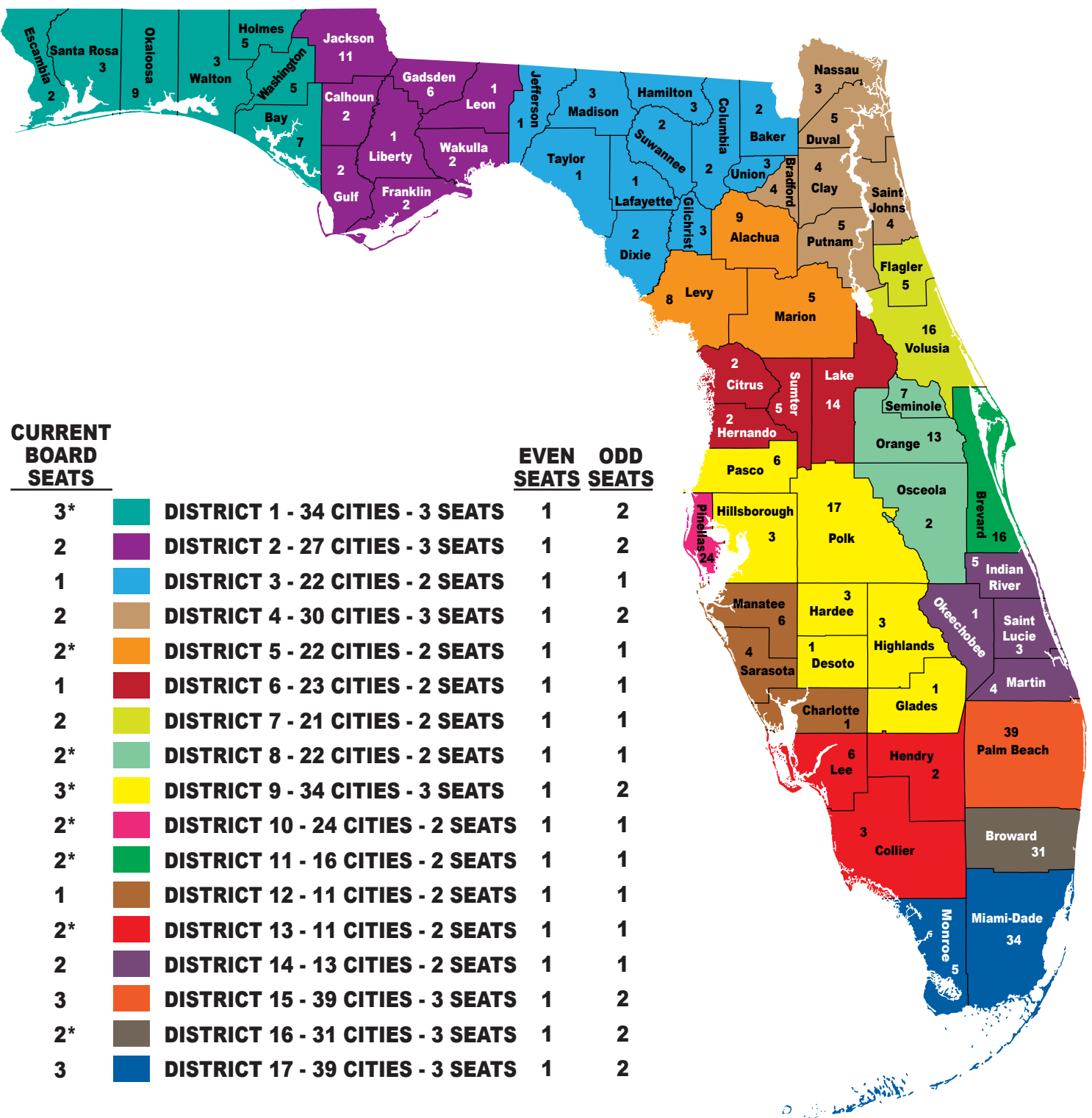



















FLM BOARD DISTRICTS



CURRENT BOARD SEATS

			EVEN SEATS	ODD SEATS
3*		DISTRICT 1 - 34 CITIES - 3 SEATS	1	2
2		DISTRICT 2 - 27 CITIES - 3 SEATS	1	2
1		DISTRICT 3 - 22 CITIES - 2 SEATS	1	1
2		DISTRICT 4 - 30 CITIES - 3 SEATS	1	2
2*		DISTRICT 5 - 22 CITIES - 2 SEATS	1	1
1		DISTRICT 6 - 23 CITIES - 2 SEATS	1	1
2		DISTRICT 7 - 21 CITIES - 2 SEATS	1	1
2*		DISTRICT 8 - 22 CITIES - 2 SEATS	1	1
3*		DISTRICT 9 - 34 CITIES - 3 SEATS	1	2
2*		DISTRICT 10 - 24 CITIES - 2 SEATS	1	1
2*		DISTRICT 11 - 16 CITIES - 2 SEATS	1	1
1		DISTRICT 12 - 11 CITIES - 2 SEATS	1	1
2*		DISTRICT 13 - 11 CITIES - 2 SEATS	1	1
2		DISTRICT 14 - 13 CITIES - 2 SEATS	1	1
3		DISTRICT 15 - 39 CITIES - 3 SEATS	1	2
2*		DISTRICT 16 - 31 CITIES - 3 SEATS	1	2
3		DISTRICT 17 - 39 CITIES - 3 SEATS	1	2

APPORTIONMENT

1 - 4 CITIES = 2 SEATS
25 - 40 CITIES = 3 SEATS
41 DISTRICT SEATS

The numbers on the map represent the number of cities in each county.

*One member of this district is, or will be, a past president or is an at-large board member.